

Observations:

Name: _____

Print this page from the biology page at njoyscience.net
<http://njoyscience.net/index.php?ph=AB>

Experiment#: _____

Date: _____

Specimen: _____

Mount: _____


Dye used: _____

Lighting: *Florescent*


Notes about what you observed:
(i.e.: shape/qty./pattern/standout feature)

Actual size
in viewfinder

40 X



400X



Detailed Drawing

Magnification: _____ X

Label the parts

_____ X

Specimen: _____


Mount: _____

Dye used: _____


Lighting: *Florescent*

Notes about what you observed:
(i.e.: shape/qty./pattern/standout feature)

40 X



400X



Label the parts

_____ X

Specimen: _____


Mount: _____

Dye used: _____

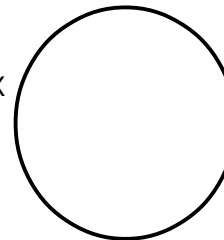
Lighting: *Florescent*

Notes about what you observed:
(i.e.: shape/qty./pattern/standout feature)

40 X



400X



Label the parts